
St Mary's Church

LYDIARD TREGOZE

Special Place

KS1&2



Use your senses to explore
this wonderful space.
Come with us...

St Mary's is a special place. Christians have been worshipping here for over 1000 years.

Touch 🖐️, Listen 👂, Look 👁️, Love ❤️.

1 Touch



Did you know?

The church is made of lots of different materials.

Activity 1

Tick when you find an example of each of the materials...



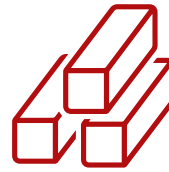
wood



glass



fabric



metal



stone

Activity 2

Touch the wood. Circle which words best describe it:

cold hard rough warm soft smooth shiny dull

Now touch the stone. Circle which words best - describe it.

warm soft hard cold smooth rough dull shiny

Think about...

..which material you like to touch best. Why?

2 Listen

Churches are often very quiet places.



Did you know?

The walls are very thick, about as long as your arm. That makes things even more quiet.

Activity 1

Sit still for a while and listen to the sounds inside and outside.

Tick which sounds you can hear outside.



car



motorbike



talking



wind



footsteps




dog




children



birds



fire engine



cow

Activity 2

Draw what you can hear inside.

Think about...

..what the loudest sound is that you can hear.


3 Look

The special painting near the big east window shows the St. John family and how they are all linked together. A shield has been drawn to show each person. Some share the same name. Some might have the same colour eyes, perhaps the same smile.



Activity

In the shields below, draw a pattern in each one so that there is at least one thing the same in each, but make the rest of the pattern different.



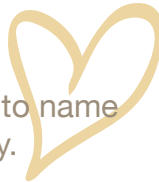
Think about...

..how your shield patterns are like families, bits the same and bits different. But each one is special and unique in the end.



4 Love

The font holds the water used in baptism to name people and welcome them to God's family.



Did you know?

The font is the oldest object in the building, about 800 years old.

Activity

In the drops below, draw or write the names of some people you love.



5 Touch

Look at the floor especially by the doors and on the steps to see where over 800 years, thousands of footsteps have worn away the stone. Put your feet there.



Activity 1

Choose your own footprints below and colour them in. Think who has stood here before you through time.



Think about...

..how many more thousands of feet will stand where you have stood today? You are part of the history of this space now.


6 Listen

People often come to a church to be quiet and think about things.



Activity 1

Be still for 2 minutes and look around you in silence. Listen to your own thoughts.



Was that easy or hard to do? What did you find yourself thinking about?


7 Look

Kneel down at or sit near the altar. Look at the ceiling, at the stars which remind us of the universe that we are all part of.



Activity

Draw your own pattern of stars below. Think about what you are grateful for in the world.



What does your pattern show?

8 Love

People often light candles to help them remember someone.




Activity

Draw the flame on this candle to think of someone you know who needs help today.


Think about...

..how you might be able to help them.



Before you go...

Draw something or write about something you have really liked about this church today.



And don't forget to come back one day.
Everyone is welcome.

For further schools trails leaflets, and to make any school appointments you can contact us here:

volunteers@stmaryslydiardtregoze.org.uk
or www.stmaryslydiardtregoze.org.uk/contact